


From the Frame Up, LLC



Tech Tips:

AC120 – OIL CAN & BRACKET INSTALLATION

Although the oil can and bracket are listed as an accessory, they were actually factory installed original items. Overall, the oil can and bracket are proper for most all but not every TC.

The very early TC's did not have the oil bracket. The first reported sighting is on TC0488, so it appears that the first 1-200 cars may have not had this item. Approximately Sept 1948, the oil can was eliminated on those cars slated for export to include the EXU's. However, this is not absolute for all exports except the EXU. The EXU could not install the bracket due to conflicting EXU equipment (wire harness for the horns)

Below are photos of the oil can and bracket. Additionally, a template is provided on the next page to assist in sighting the proper location of the bracket. This template was provided by the Whitworth Shop in Ohio.



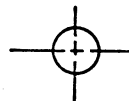
© Copy write 2009, From The Frame Up, LLC
www.FromTheFrameUp.com

Fold here, and place against
the top edge of the battery box.

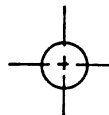
CUT

Fold here, and place against
the right side of the battery box.

FRONT VIEW

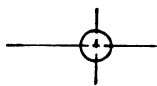
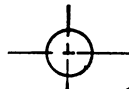


Oil Can Holder
Mounitng Hole
9/32" Diameter



Coil Bracket Hole

Oil Can Holder
Mounitng Hole
9/32" Diameter



TEMPLATE;
for the location of
the Oil Can Holder
mounting holes